

Webster's equation with curvature and dissipation

Teemu Lukkari and Jarmo Malinen

June 28, 2013

Abstract

Wave propagation in curved tubular domains is considered. A general version of Webster's equation is derived from the scattering passive wave equation. More precisely, it is shown that planar averages of a sufficiently smooth solution of the wave equation satisfy the corresponding Webster's equation when the latter includes additional control signals determined by the solution.

Keywords. Wave propagation, tubular domain, Webster's model, vocal tract.

AMS classification. Primary 35L05, secondary 35L20, 93C20, 47N70.

1 Introduction

We study wave propagation in a narrow but long, tubular domain $\Omega \subset \mathbb{R}^3$ of finite length whose cross-sections are circular and of varying area. In this case, the wave equation in Ω , the topmost equation in (1.1) below, has a classical approximation depending on a single spatial variable in the long direction of Ω . The approximation is known as *Webster's equation*, which is the topmost equation in (1.2) below. The geometry of Ω is represented by the *area function* $A(\cdot)$ whose values are cross-sectional areas of Ω .

We represent a tubular domain $\Omega \subset \mathbb{R}^3$ as follows. The center line of the tube can be thought of as a smooth curve γ (of unit length) parametrised by arc length s . We assume that the cross-section of Ω , perpendicular to the tangent of γ at the point $\gamma(s)$, is the circular disk $\Gamma(s)$ with the radius $R(s)$. The boundary of Ω then consists of the *ends* of the tube, $\Gamma(0)$ and $\Gamma(1)$, and the *wall* Γ of the tube. With this notation, lossless acoustic wave propagation

in Ω can be modelled by the wave equation, written for the (*perturbation*) *velocity potential* $\phi : \Omega \times \overline{\mathbb{R}^+} \rightarrow \mathbb{R}$

$$\left\{ \begin{array}{l} \phi_{tt}(\mathbf{r}, t) = c^2 \Delta \phi(\mathbf{r}, t) \quad \text{for } \mathbf{r} \in \Omega \text{ and } t \in \mathbb{R}^+, \\ c \frac{\partial \phi}{\partial \nu}(\mathbf{r}, t) + \phi_t(\mathbf{r}, t) = 2 \sqrt{\frac{c}{\rho A(0)}} u(\mathbf{r}, t) \quad \text{for } \mathbf{r} \in \Gamma(0) \text{ and } t \in \mathbb{R}^+, \\ c \frac{\partial \phi}{\partial \nu}(\mathbf{r}, t) - \phi_t(\mathbf{r}, t) = 2 \sqrt{\frac{c}{\rho A(0)}} y(\mathbf{r}, t) \quad \text{for } \mathbf{r} \in \Gamma(0) \text{ and } t \in \mathbb{R}^+, \\ \phi(\mathbf{r}, t) = 0 \quad \text{for } \mathbf{r} \in \Gamma(1) \text{ and } t \in \mathbb{R}^+, \\ \frac{\partial \phi}{\partial \nu}(\mathbf{r}, t) = 0 \quad \text{for } \mathbf{r} \in \Gamma, \text{ and } t \in \mathbb{R}^+ \end{array} \right. \quad (1.1)$$

where $\mathbb{R}^+ = (0, \infty)$, $\overline{\mathbb{R}^+} = [0, \infty)$, and ν denotes the unit exterior normal vector field on Γ . The sound speed in and the density of the medium are denoted by c and ρ , respectively. The Dirichlet condition on $\Gamma(1)$ represents an open end, and the Neumann condition on Γ represents a hard reflective surface. The control (i.e., the input) $u(\mathbf{r}, t)$ and the observation (i.e., the output) $y(\mathbf{r}, t)$ are given in *scattering form* in (1.1) where the physical dimension of both signals is power per unit area.¹

The corresponding lossless Webster's equation is given by

$$\left\{ \begin{array}{l} \psi_{tt} = \frac{c(s)^2}{A(s)} \frac{\partial}{\partial s} \left(A(s) \frac{\partial \psi}{\partial s} \right) \quad \text{for } s \in (0, 1) \text{ and } t \in \mathbb{R}^+, \\ -c\psi_s(0, t) + \psi_t(0, t) = 2 \sqrt{\frac{c}{\rho A(0)}} \tilde{u}(t) \quad \text{for } t \in \mathbb{R}^+, \\ -c\psi_s(0, t) - \psi_t(0, t) = 2 \sqrt{\frac{c}{\rho A(0)}} \tilde{y}(t) \quad \text{for } t \in \mathbb{R}^+, \\ \psi(1, t) = 0 \quad \text{for } t \in \mathbb{R}^+ \end{array} \right. \quad (1.2)$$

where $A(s)$ is the area of the cross-section $\Gamma(s)$, and the solution $\psi : [0, 1] \times \overline{\mathbb{R}^+} \rightarrow \mathbb{R}$ is *Webster's velocity potential*. Obviously, Webster's equation (1.2) is a computationally and mathematically simpler model than (1.1) for longitudinal wave propagation for wavelengths that are long compared to $R(s)$. More precisely, the solution ψ to (1.2) is expected to approximate the averages

$$\bar{\phi}(s, t) := \frac{1}{A(s)} \int_{\Gamma(s)} \phi dA \quad \text{for } s \in (0, 1) \quad \text{and} \quad t \in \overline{\mathbb{R}^+} \quad (1.3)$$

of the velocity potential ϕ given by (1.1).

¹Another typical way of writing the control and observation for (1.1) is by using the impedance/admittance boundary conditions $\frac{\partial \phi}{\partial \nu}(\mathbf{r}, t) = v(\mathbf{r}, t)$ and $\rho \phi_t(\mathbf{r}, t) = p(\mathbf{r}, t)$ on the active part $\Gamma(0)$ of the boundary $\partial\Omega$ where v and p are the (perturbation) velocity and (acoustic) pressure, respectively. The interplay between impedance and scattering forms is discussed in a general setting in, e.g., [18, 19, 20].

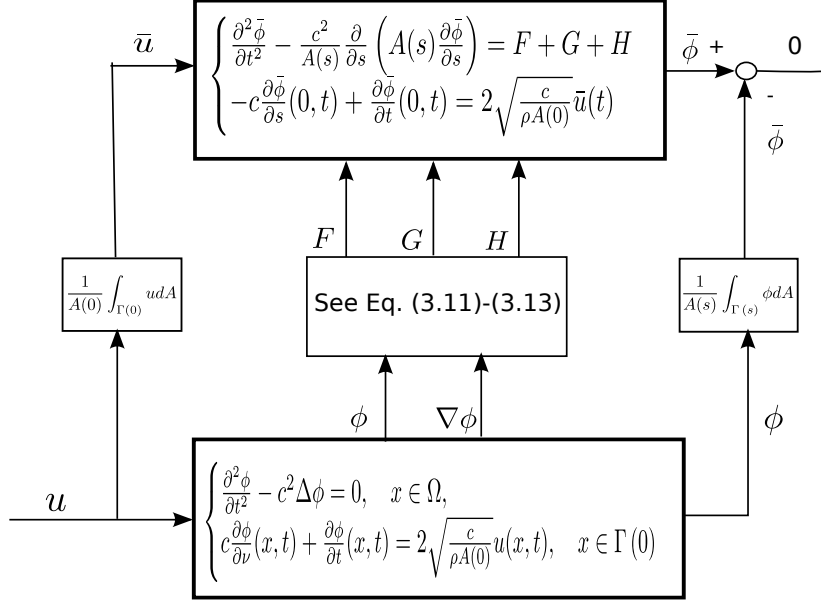


Figure 1: Feedforward coupling describing the main results of this article. The equations in the blocks are as they appear in the lossless case and without curvature. The functions $\bar{\phi}$ and ϕ are related by (1.3).

The purpose of this article is to derive Webster's equation in a general and mathematically rigorous way. The ultimate goal of this article and its companion articles [3, 17] is to write an estimate for difference between the solution ψ of Webster's model (1.2) and the planar averages $\bar{\phi}$ of ϕ ; we call this difference $\psi - \bar{\phi}$ the *tracking error*. All this can be summarised with the aid of Fig. 1 and Fig. 2 as follows:

- (i) By Theorem 3.1 and the solvability of the scattering wave equation model on Ω by [3, Theorem 5.1 and Corollary 5.2], all the signals in Fig. 1 are well-defined functions. The average $\bar{\phi}$ satisfies nonhomogeneous Webster's equation (3.15) with the load term $F + G + H$ given by (3.9) – (3.11). Thus, the tracking error vanishes in Fig. 1 because this additional load term has been included.
- (ii) In the absence of the load term $F + G + H$ in the true, homogenous Webster's equation shown in Fig. 2, the tracking error can still be controlled by F , G , and H . This is carried out in [17] by refining the passivity argument of [3, Section 4] to include the required non-boundary control term in the energy estimates for Webster's model.
- (iii) The load terms F , G , and H , and hence, the tracking error can be a

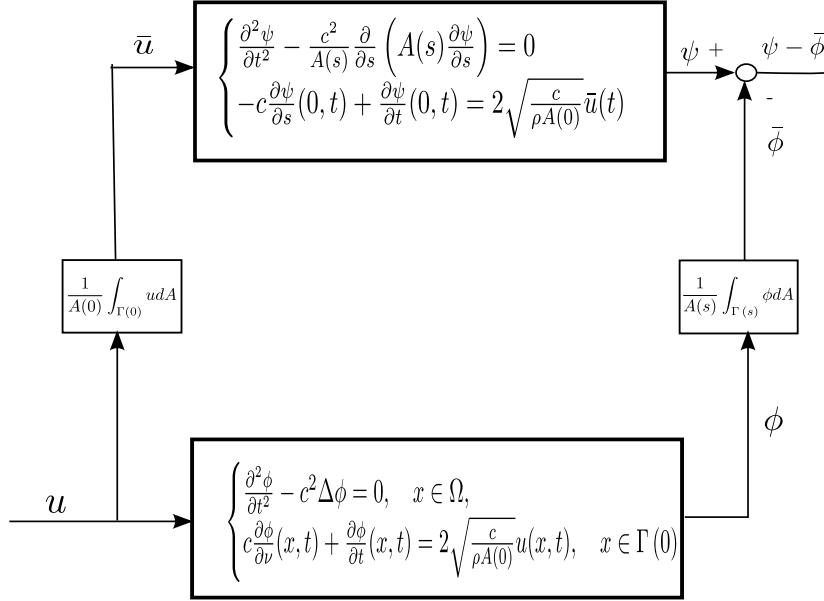


Figure 2: Feedforward coupling describing the tracking error $\psi - \bar{\phi}$.

posteriori estimated by ϕ as shown in [17].

We conclude that the solution of the homogenous Webster's equation ψ in (1.2) approximates well the planar averages $\bar{\phi}$ in (1.3) for solutions ϕ of (1.2) for which $F + G + H$ is insignificant, and the longitudinal wave propagation in Ω dominates the transversal modes.

All these results are shown in the context of a more general wave equation model (2.2)—(2.3) than the lossless models given by (1.1) which leads to (1.2) in the case of straight tubular domains Ω . Boundary dissipation is allowed through the lateral wall Γ by the boundary condition (3.2), and this leads to a dissipation term in Webster's equation (3.4). The curvature of Ω is taken into account in Webster's equation by introducing a correction factor to the speed of sound; see (4.11) and also [24, Section 6]. The full results require that the torsion of the center line γ of Ω vanishes, and that $A'(0) = \kappa(0) = 0$ where κ is the curvature of γ .

Our interest in Webster's equation stems from the fact that it provides a simple and tractable model of the acoustics of the human vocal tract as it appears during a vowel utterance. This equation (as well as the wave equation) can be used as a part of a computational physics model; see, e.g., [2, 4, 5, 8, 12] and the references therein. The other parts are a mechanical model for the glottis and an exterior space model outside the mouth; see [1, 2]. Following these ideas and motivations, a boundary control action

is used to represent the acoustic field produced by the glottis source. Further applications of Webster’s equation include modelling of water waves in tapered channels, acoustic design of exhaust pipes and jet engines for controlling noise, vibration, and performance as well as construction of instruments such as loudspeakers and horns [11, p. 402–405].

Early work concerning Webster’s equation can be found in [7, 29, 30, 31]. Webster’s original work [31] was published in 1919, but the model itself has a longer history spanning over 200 years and starting from the works of D. Bernoulli, Euler, and Lagrange. A selection of more modern approaches is provided by [14, 15, 21, 23, 24, 25]. Moreover, there exist a wide and relevant PDE-related literature on the damped wave equation in 1D spatial domain where questions such as distribution of resonance values, eigenfunction expansions, exponential stabilisation, and energy decay have been treated: see, e.g., [9] which contains a multitude of references in various directions.

Shared features of the modern treatments of Webster’s model (such as given in [26, Section 8.1]) are the time-harmonic Ansatz and asymptotic expansions for the velocity potential function ϕ satisfying the wave equation (either with or without an underlying advection). The time-harmonic Ansatz leads to the corresponding time-invariant form of the model, analogous to the Helmholtz equation. The resonance structure (i.e., the formants) of the model is obtained from the resulting eigenvalue problem; see, e.g., asymptotic spectra of Neumann–Laplacian on shrinking tubular domains in [13, 27]. Our complementary approach is to look directly for equations that are satisfied by planar averages $\bar{\phi}$ of ϕ (see (1.3) below) which is likely how Webster’s equation was first discovered. This results in (3.15) which is satisfied by the averages $\bar{\phi}$. If the three load terms given by (3.9)–(3.11) are neglected from (3.15), Webster’s equation is obtained in a generalised form.

The article is organised as follows: In Section 2, we discuss the regularity of the solution ϕ of the wave equation as well as details of the coordinate system for the tubular geometry described above. The main result, Theorem 3.1 is given without proof in Section 3. In Section 4, we present the derivation of Webster’s equation with curvature and dissipation. Also the boundary conditions for Webster’s equation are derived from those of the wave equation. Section 5 contains the rigorous proof of Theorem 3.1.

2 Background

Regularity and solvability of the wave equation

In order to carry out the arguments leading to Webster's model for approximating the planar averages $\bar{\phi}$, we need have some assumptions on the regularity of ϕ that solves the original wave equation model. Throughout this article, we require that the solution ϕ of the wave equation has the following regularity properties²:

$$\begin{aligned} \phi &\in C^1(\overline{\mathbb{R}^+}; H^1(\Omega)) \cap C^2(\overline{\mathbb{R}^+}; L^2(\Omega)), & \frac{\partial \phi}{\partial \nu} &\in C(\overline{\mathbb{R}^+}; L^2(\partial\Omega)) \\ \nabla \phi &\in C^1(\overline{\mathbb{R}^+}; L^2(\Omega; \mathbb{R}^3)), & \text{and} & \quad \Delta \phi \in C(\overline{\mathbb{R}^+}; L^2(\Omega)). \end{aligned} \quad (2.1)$$

We remark that even the method of asymptotic expansions requires a non-trivial implicit regularity assumption so that the expansion exists; see [24, p. 1985].

It is not unreasonable to require (2.1) from the unique solution of the wave propagation model appearing the wave equation part in Fig. 1 and given by

$$\left\{ \begin{array}{l} \phi_{tt}(\mathbf{r}, t) = c^2 \Delta \phi(\mathbf{r}, t) \quad \text{for } \mathbf{r} \in \Omega \text{ and } t \in \mathbb{R}^+, \\ c \frac{\partial \phi}{\partial \nu}(\mathbf{r}, t) + \phi_t(\mathbf{r}, t) = 2 \sqrt{\frac{c}{\rho A(0)}} u(\mathbf{r}, t) \quad \text{for } \mathbf{r} \in \Gamma(0) \text{ and } t \in \mathbb{R}^+, \\ \phi(\mathbf{r}, t) = 0 \quad \text{for } \mathbf{r} \in \Gamma(1) \text{ and } t \in \mathbb{R}^+, \\ \frac{\partial \phi}{\partial \nu}(\mathbf{r}, t) + \alpha \phi_t(\mathbf{r}, t) = 0 \quad \text{for } \mathbf{r} \in \Gamma, \text{ and } t \in \mathbb{R}^+, \text{ and} \\ \phi(\mathbf{r}, 0) = \phi_0(\mathbf{r}), \quad \rho \phi_t(\mathbf{r}, 0) = p_0(\mathbf{r}) \quad \text{for } \mathbf{r} \in \Omega, \end{array} \right. \quad (2.2)$$

together with the observation y defined by

$$c \frac{\partial \phi}{\partial \nu}(\mathbf{r}, t) - \phi_t(\mathbf{r}, t) = 2 \sqrt{\frac{c}{\rho A(0)}} y(\mathbf{r}, t) \quad \text{for } \mathbf{r} \in \Gamma(0) \text{ and } t \in \mathbb{R}^+. \quad (2.3)$$

Indeed, equations (2.2)—(2.3) define an internally well-posed, dissipative dynamical system for $\alpha \geq 0$ as shown in [3, Theorem 5.1(i)&(iii)] which is, in addition, conservative if $\alpha = 0$ by [3, Corollary 5.2]. Such a system has a unique solution ϕ for twice differentiable input signals and compatible initial conditions $\begin{bmatrix} \phi_0 \\ p_0 \end{bmatrix}$ at $t = 0$:

Proposition 2.1. *Let $u \in C^2(\overline{\mathbb{R}^+}; L^2(\Gamma(0)))$ and $\phi_0, p_0 \in H^1(\Omega)$ satisfy*

$$\begin{aligned} \Delta \phi_0 &\in L^2(\Omega), \quad \phi_0|_{\Gamma(1)} = p_0|_{\Gamma(1)} = 0, \quad \frac{\partial \phi_0}{\partial \nu}|_{\Gamma(0) \cup \Gamma} \in L^2(\Gamma(0) \cup \Gamma), \\ \rho c \frac{\partial \phi_0}{\partial \nu}|_{\Gamma(0)} + p_0|_{\Gamma(0)} &= \sqrt{\frac{\rho c}{A(0)}} u(\cdot, 0) \text{ and } \rho \frac{\partial \phi_0}{\partial \nu}|_{\Gamma} + \alpha p_0|_{\Gamma} = 0. \end{aligned} \quad (2.4)$$

²Even if we write the spatial variables before the time variable in functions such as $\phi = \phi(\mathbf{r}, t)$, we write the time variable first for the function spaces such as $C^1(\overline{\mathbb{R}^+}; H^1(\Omega))$.

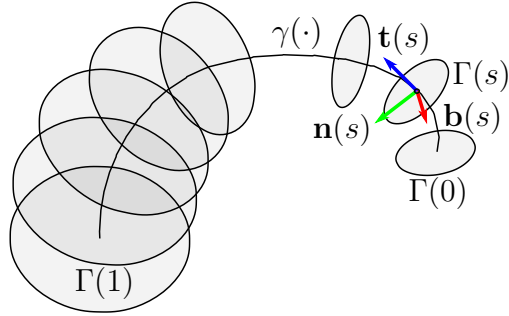


Figure 3: The Frenet frame of the planar centreline for a tubular domain Ω , represented by some of its intersection surfaces $\Gamma(s)$ for $s \in [0, 1]$. The wall $\Gamma \subset \partial\Omega$ is not shown.

Then there is a unique solution ϕ in $C^1(\overline{\mathbb{R}^+}; H^1(\Omega))$ of the wave equation model (2.2) satisfying the regularity conditions (2.1). The output, given by (2.3), satisfies $y \in C(\overline{\mathbb{R}^+}; L^2(\Gamma(0)))$.

This is a reformulation of [3, Theorem 5.1(ii) and Corollary 5.2]. The analogous statements hold for Webster’s equation by [3, Theorem 4.1] but this will not be needed in this article. It is remarkable that the current approach does not leave any “regularity gap” in the sense that all Sobolev smoothness allowed by (2.1) is actually used in the proof of Proposition 5.1 below.

Global coordinates in a curved tube

We give next the necessary facts about the coordinate system we use to represent tubular domains as shown in Fig. 3; see also [24, Section 2.3]. Detailed arguments are postponed to the appendices at the end of the article.

Let $\gamma : [0, 1] \rightarrow \mathbb{R}^3$ be a smooth curve parameterised by arc length s . Define for $s \in [0, 1]$ the unit vectors

$$\mathbf{t}(s) := \gamma'(s), \quad \mathbf{n}(s) := \frac{\mathbf{t}'(s)}{\kappa(s)}, \quad \text{and} \quad \mathbf{b}(s) := \mathbf{t}(s) \times \mathbf{n}(s).$$

Here the curvature of γ is defined by $\kappa(s) := \|\gamma''(s)\|$ for $s \in [0, 1]$, and we assume that $\min_{s \in [0, 1]} \kappa(s) > 0$. It then follows that

$$\mathbf{t}' = \kappa \mathbf{n}, \quad \mathbf{n}' = -\kappa \mathbf{t} + \tau \mathbf{b}, \quad \text{and} \quad \mathbf{b}' = -\tau \mathbf{n} \quad (2.5)$$

where the number $\tau = \tau(s)$ for $s \in [0, 1]$ is called the torsion of γ . All these facts concerning the Frenét coordinates can be found in any standard reference on elementary differential geometry, e.g., [22].

By \mathbf{i} , \mathbf{j} , and \mathbf{k} denote the unit vectors in the direction of cartesian coordinate axes. For any point $\mathbf{r} = x\mathbf{i} + y\mathbf{j} + z\mathbf{k} \in \mathbb{R}^3$ in a neighbourhood of γ we have

$$x\mathbf{i} + y\mathbf{j} + z\mathbf{k} = \gamma(s) + r \cos \theta \mathbf{n}(s) + r \sin \theta \mathbf{b}(s), \quad (2.6)$$

and hence we can use the triple $(s, r, \theta) \in [0, 1] \times [0, \infty] \times [0, 2\pi)$ as coordinates for \mathbf{r} . We shall call these coordinates (s, r, θ) the *tube coordinates*.

Using these coordinates, we can define the (open) interior of any tube as

$$\Omega := \{(s, r, \theta) : s \in (0, 1), r \in [0, R(s)), \theta \in [0, 2\pi)\} \subset \mathbb{R}^3 \quad (2.7)$$

where the differentiable function $R : [0, 1] \rightarrow (0, \infty)$ gives the radius of the cross-section at $s \in [0, 1]$. We define

$$\begin{cases} \Gamma & := \{(s, R(s), \theta) : s \in (0, 1), \theta \in [0, 2\pi)\} \quad \text{and} \\ \Gamma(s) & := \{(s, r, \theta) : r \in [0, R(s)), \theta \in [0, 2\pi)\} \quad \text{for } s \in [0, 1]. \end{cases} \quad (2.8)$$

As before, we denote by $A(s)$ the area of $\Gamma(s)$ for $s \in [0, 1]$. We call Γ the *wall*, and the circular plates $\Gamma(0)$, $\Gamma(1)$ are the *ends* of the tube Ω . The boundary of Ω satisfies $\partial\Omega = \bar{\Gamma} \cup \Gamma(0) \cup \Gamma(1)$. We make it as a standing assumption that

$$\eta(s) := R(s)\kappa(s) < 1 \quad \text{for all } s \in [0, 1] \quad (2.9)$$

in which case the tube does not fold onto itself, and the coordinate mapping associated to (2.6) is a diffeomorphism. The number $\eta(s)$ is called *curvature ratio* at $s \in [0, 1]$, and typically both $\eta(s) \ll 1$ and $\eta'(s) \ll 1$. The *curvature factor* is defined by

$$\Xi = \Xi(s, r, \theta) := \frac{1}{1 - r\kappa(s) \cos \theta}. \quad (2.10)$$

Clearly $\Xi = 1 + r\kappa \cos \theta + \mathcal{O}(\eta^2)$ as $\eta \rightarrow 0$ since $|\Xi - 1 - r\kappa \cos \theta| \leq \eta^2(1 - \eta)^{-1}$.

For the derivation of Webster's model, we need the following facts about the coordinate system given by (2.6) that can be verified by elementary vector calculus.

(i) The volume differential in tube coordinates is

$$dV = dx dy dz = \frac{r}{\Xi} ds dr d\theta. \quad (2.11)$$

(ii) The surface area element on the tube wall Γ is

$$dS = W d\theta ds \quad \text{where} \quad W(s) := R(s)\sqrt{R'(s)^2 + (\eta(s) - 1)^2} \quad (2.12)$$

(iii) The gradient ∇ can be written as

$$\nabla = \mathbf{t}(s)D_1 + \mathbf{n}(s)D_2 + \mathbf{b}(s)D_3 \quad (2.13)$$

where the differential operators D_i , $i = 1, 2, 3$, are given by

$$D_1 := \Xi \frac{\partial}{\partial s}, \quad D_2 := \cos\theta \frac{\partial}{\partial r} - \frac{\sin\theta}{r} \frac{\partial}{\partial \theta}, \quad D_3 := \sin\theta \frac{\partial}{\partial r} + \frac{\cos\theta}{r} \frac{\partial}{\partial \theta}. \quad (2.14)$$

(iv) Finally, the exterior normal derivative on Γ is given by

$$\nu \cdot \nabla = \frac{R}{W} \left(-R'\Xi \frac{\partial}{\partial s} + (1 - \kappa R) \frac{\partial}{\partial r} \right). \quad (2.15)$$

3 Approximation of the wave equation

In this section we present how the solutions of the wave equation

$$\frac{\partial^2 \phi}{\partial t^2} = c^2 \Delta \phi \quad \text{on the domain} \quad \Omega \times \mathbb{R}^+ \quad (3.1)$$

are related to a generalised Webster's equation in the domain Ω that has been described in (2.7). We assume that the tube wall Γ , defined by (2.8), allows energy dissipation through it, and the energy loss is modelled by

$$\alpha \frac{\partial \phi}{\partial t} + \frac{\partial \phi}{\partial \nu} = 0 \quad \text{on} \quad \Gamma \times \mathbb{R}^+ \quad \text{where} \quad \alpha \geq 0. \quad (3.2)$$

Note that the Neumann boundary condition $\frac{\partial \phi}{\partial \nu} = 0$, i.e., $\alpha = 0$ in (3.2), describes a perfectly reflecting boundary leading to a lossless model. Another interesting choice is $\alpha = 1/c$ which corresponds to a perfectly absorbing boundary. For the purpose of representing the curvature of the tube, we define the *sound speed correction factor* by

$$\Sigma(s) := \left(1 + \frac{1}{4}\eta^2(s)\right)^{-1/2} \quad \text{where} \quad \eta(s) \quad \text{is given by (2.9)}. \quad (3.3)$$

As shown in Sections 4 and 5, Webster's equation is then given by

$$\frac{1}{A(s)} \frac{\partial}{\partial s} \left(A(s) \frac{\partial \psi}{\partial s} \right) - \frac{2\pi\alpha W(s)}{A(s)} \frac{\partial \psi}{\partial t} - \frac{1}{c^2 \Sigma(s)^2} \frac{\partial^2 \psi}{\partial t^2} = 0. \quad (3.4)$$

Note that the boundary dissipation (3.2) results in the second term in (3.4).

On the end surface $\Gamma(1)$ of tube Ω we use the Dirichlet boundary condition

$$\phi = 0 \quad \text{on} \quad \Gamma(1) \times \mathbb{R}^+ \quad (3.5)$$

that represents an acoustic open end. The same argument that produces (3.4) from (3.1) – (3.2) also produces the boundary condition $\psi(1, t) = 0$ from (3.5).

Recall that the wave equation (3.1) is controlled and observed from the boundary component $\Gamma(0)$ representing one end of the tube Ω . In this work, we use the scattering boundary conditions given already in (2.2)–(2.3):

$$\begin{aligned} c \frac{\partial \phi}{\partial \nu}(\mathbf{r}, t) + \frac{\partial \phi}{\partial t}(\mathbf{r}, t) &= 2 \sqrt{\frac{c}{\rho A(0)}} u(\mathbf{r}, t) \quad \text{and} \\ c \frac{\partial \phi}{\partial \nu}(\mathbf{r}, t) - \frac{\partial \phi}{\partial t}(\mathbf{r}, t) &= 2 \sqrt{\frac{c}{\rho A(0)}} y(\mathbf{r}, t) \end{aligned} \quad (3.6)$$

The treatment of these boundary conditions is somewhat more complicated than that of (3.5), and we make two additional assumptions on Ω to ensure that the surface $\Gamma(0)$ is “geometrically reflection-free”:

$$A'(0) = 0 \quad \text{and} \quad \kappa(0) = 0. \quad (3.7)$$

As is shown in Sections 4 and 5, then (3.6) imply the scattering boundary conditions

$$\begin{aligned} -c \frac{\partial \psi}{\partial s}(0, t) + \frac{\partial \psi}{\partial t}(0, t) &= 2 \sqrt{\frac{c}{\rho A(0)}} \bar{u}(t) \quad \text{and} \\ -c \frac{\partial \psi}{\partial s}(0, t) - \frac{\partial \psi}{\partial t}(0, t) &= 2 \sqrt{\frac{c}{\rho A(0)}} \bar{y}(t) \end{aligned} \quad (3.8)$$

for Webster’s equation. Other kinds of boundary conditions, even nonlinear ones, on $\Gamma(0)$ are possible, and their treatment follows the lines of Section 4.

In Fig. 1, both the wave equation and Webster’s equation are boundary controlled by a common external signal, apart from averaging over $\Gamma(0)$. To produce an exact cancellation of outputs in the upper right corner of Fig. 1, we need to directly control the state of Webster’s equation by the forcing

functions F , G , and H

$$F(s, t) := -\frac{1}{A(s)} \frac{\partial}{\partial s} \left(A'(s) \left(\bar{\phi}(s) - \frac{1}{2\pi} \int_0^{2\pi} \phi(s, R(s), \theta) d\theta \right) \right); \quad (3.9)$$

$$G(s, t) := -\frac{2\pi\alpha W(s)}{A(s)} \frac{\partial}{\partial t} \left(\bar{\phi}(s) - \frac{1}{2\pi} \int_0^{2\pi} \phi(s, R(s), \theta) d\theta \right); \text{ and} \quad (3.10)$$

$$H(s, t) := \int_{\Gamma(s)} \frac{1}{\Xi} \nabla \left(\frac{1}{\Xi} \right) \cdot \nabla \phi dA - \frac{1}{A(s)} \int_{\Gamma(s)} E \Delta \phi dA - \frac{\alpha W(s) \eta(s)}{A(s)} \left(\int_0^{2\pi} \frac{\partial \phi}{\partial t}(s, R(s), \theta) \cos \theta d\theta \right) \quad (3.11)$$

where the *error function* is defined by

$$E(s, r, \theta) := \frac{1}{\Xi^2} - \frac{1}{\Sigma(s)^2} = -2r\kappa(s) \cos \theta + \kappa(s)^2 (r^2 \cos^2 \theta - R(s)^2/4). \quad (3.12)$$

Now we are ready to give the main result of this article whose proof is in Section 5:

Theorem 3.1. *Assume that $\phi : \Omega \times \overline{\mathbb{R}^+} \rightarrow \mathbb{R}$ is a solution of the wave equation (3.1) satisfying the regularity properties (2.1) and the boundary conditions (3.2) and (3.5).*

(i) *The averaged solution $\bar{\phi} : (0, 1) \times \overline{\mathbb{R}^+} \rightarrow \mathbb{R}$, defined by*

$$\bar{\phi} = \frac{1}{A(s)} \int_{\Gamma(s)} \phi dA, \quad (3.13)$$

satisfies the regularity conditions

$$\bar{\phi} \in C^2(\overline{\mathbb{R}^+}; L^2(0, 1)) \quad \text{and} \quad \frac{\partial \bar{\phi}}{\partial s} \in C^1(\overline{\mathbb{R}^+}; L^2(0, 1)), \quad (3.14)$$

(ii) *The forcing terms $F = F(s, t)$, $G = G(s, t)$, and $H = H(s, t)$, as defined in (3.9) – (3.11), satisfy $F \in C(\overline{\mathbb{R}^+}; L^2(0, 1))$ and $G, H \in C^1(\overline{\mathbb{R}^+}; L^2(0, 1))$.*

(iii) *The averaged solution $\bar{\phi}$ is a weak solution of*

$$\begin{aligned} & \frac{1}{A(s)} \frac{\partial}{\partial s} \left(A(s) \frac{\partial \bar{\phi}}{\partial s} \right) - \frac{2\pi\alpha W(s)}{A(s)} \frac{\partial \bar{\phi}}{\partial t} - \frac{1}{c^2 \Sigma(s)^2} \frac{\partial^2 \bar{\phi}}{\partial t^2} \\ & = F + G + H. \end{aligned} \quad (3.15)$$

(iv) If ϕ satisfies the control/observation boundary conditions (3.6) and $R'(0) = \kappa(0) = 0$, then $\bar{\phi}$ satisfies the corresponding boundary conditions (3.8).

Claim (iii) means plainly that

$$\begin{aligned} & \int_0^T \int_0^1 \left(-\frac{\partial \bar{\phi}}{\partial s} \frac{\partial \zeta}{\partial s} - \frac{1}{c^2 \Sigma(s)} \frac{\partial^2 \bar{\phi}}{\partial t^2} \zeta \right) A(s) ds dt - 2\pi\alpha \int_0^T \int_0^1 W(s) \frac{\partial \bar{\phi}}{\partial t} \zeta ds dt \\ &= \int_0^T \int_0^1 (F(s, t) + G(s, t) + H(s, t)) \zeta(s, t) A(s) ds dt \end{aligned} \tag{3.16}$$

for all test functions $\zeta \in C_0^\infty((0, 1) \times (0, T))$ and all $T > 0$. Claims (iii) and (iv) state that the feed-forward connection in Fig. 1 is well-defined, and the “tracking error” output on the right vanishes. By claims (i) and (ii), the solution and all signals in (3.15) are functions rather than distributions whenever the conditions of Proposition 2.4 are satisfied.

Note that Theorem 3.1 does not claim that $\bar{\phi}$ would satisfy (3.4). By subtracting the Webster’s equations on top of Figs. 1–2, we see that the difference $\bar{\phi} - \psi$ satisfies a non-homogenous Webster’s equation (3.15) with zero boundary control at $s = 0$, leading to error estimates to be given in [17].

4 From wave equation to Webster’s equation

In this section, we derive Webster’s equation from the wave equation. We postpone the detailed rigorous justification of these computations under the assumptions (2.1) until Section 5. The reader may find it useful to think of ϕ as a function in $C^\infty(\bar{\Omega})$, albeit this is of course too good to be true for a general solution of the wave equation.

Derivation of Webster’s equation

To derive Webster’s equation (3.15), we first obtain a weak formulation of the wave equation (3.1) – (3.2) in terms of tube coordinates. Open portions of the tube Ω are defined by

$$\Omega(s_0, s_1) = \{(s, r, \theta) : s \in (s_0, s_1), r \in [0, R(s)], \theta \in [0, 2\pi)\}$$

for $0 \leq s_0 < s_1 \leq 1$. We denote $\Gamma(s_0, s_1) := \Gamma \cap \overline{\Omega(s_0, s_1)}$. On the cross-sectional surface $\Gamma(s_0)$ we have $\nu = -\mathbf{t}(s_0)$, and similarly we have $\nu = \mathbf{t}(s_1)$

on $\Gamma(s_1)$. Thus by (2.10) and (2.13) we get for the exterior normal derivatives

$$\begin{aligned}\frac{\partial}{\partial \nu} &= -\Xi \frac{\partial}{\partial s} \quad \text{for } (s_0, r, \theta) \in \Gamma(s_0) \quad \text{and} \\ \frac{\partial}{\partial \nu} &= \Xi \frac{\partial}{\partial s} \quad \text{for } (s_1, r, \theta) \in \Gamma(s_1).\end{aligned}\tag{4.1}$$

Clearly $dA = r dr d\theta$ on both $\Gamma(s_0)$ and $\Gamma(s_1)$.

We use a version of Green's identity given in [3, Theorem A.3] for tubular Lipschitz domains, valid for ϕ satisfying regularity requirements (2.1). Together with (4.1) we obtain

$$\begin{aligned}& \int_{\Omega(s_0, s_1)} \Xi^{-1} \Delta \phi \, dV \\ &= - \int_{\Omega(s_0, s_1)} \nabla \left(\frac{1}{\Xi} \right) \cdot \nabla \phi \, dV + \int_{\Gamma(s_0, s_1)} \frac{1}{\Xi} \frac{\partial \phi}{\partial \nu} \, dA + \int_{\Gamma(s_0) \cup \Gamma(s_1)} \frac{1}{\Xi} \frac{\partial \phi}{\partial \nu} \, dA \\ &= - \int_{\Omega(s_0, s_1)} \nabla \left(\frac{1}{\Xi} \right) \cdot \nabla \phi \, dV - \alpha \int_{\Gamma(s_0, s_1)} \frac{1}{\Xi} \frac{\partial \phi}{\partial t} \, dA \\ & \quad + \int_{\Gamma(s_1)} \frac{\partial \phi}{\partial s} \, dA - \int_{\Gamma(s_0)} \frac{\partial \phi}{\partial s} \, dA\end{aligned}$$

where $\int_{\Gamma(s_0, s_1)} \Xi^{-1} \frac{\partial \phi}{\partial \nu} \, dA = -\alpha \int_{\Gamma(s_0, s_1)} \Xi^{-1} \frac{\partial \phi}{\partial t} \, dA$ is implied by (3.2). On the other hand, the regularity requirements (2.1) include the fact that $\Delta \phi$ is an L^2 function. Thus ϕ satisfies the wave equation (3.1) pointwise almost everywhere. Using this observation and the volume element (2.11), we get

$$\begin{aligned}\int_{\Omega(s_0, s_1)} \Xi^{-1} \Delta \phi \, dV &= \int_{\Omega(s_0, s_1)} \frac{1}{c^2 \Xi} \frac{\partial^2 \phi}{\partial t^2} \, dV = \int_{s_0}^{s_1} \left(\int_0^{2\pi} \int_0^{R(s)} \frac{1}{c^2 \Xi^2} \frac{\partial^2 \phi}{\partial t^2} r \, dr \, d\theta \right) ds \\ &= \int_{s_0}^{s_1} \left(\int_{\Gamma(s)} \frac{1}{c^2 \Xi^2} \frac{\partial^2 \phi}{\partial t^2} \, dA \right) ds.\end{aligned}$$

We combine these two expressions for the same thing, and get

$$L(s_0, s_1) = \int_{\Omega(s_0, s_1)} \nabla \left(\frac{1}{\Xi} \right) \cdot \nabla \phi \, dV\tag{4.2}$$

where

$$\begin{aligned}L(s_0, s_1) &:= \overbrace{\int_{\Gamma(s_1)} \frac{\partial \phi}{\partial s} \, dA - \int_{\Gamma(s_0)} \frac{\partial \phi}{\partial s} \, dA}^{(i)} \\ & \quad - \underbrace{\alpha \int_{\Gamma(s_0, s_1)} \frac{1}{\Xi} \frac{\partial \phi}{\partial t} \, dA}_{(ii)} - \underbrace{\int_{s_0}^{s_1} \left(\int_{\Gamma(s)} \frac{1}{c^2 \Xi^2} \frac{\partial^2 \phi}{\partial t^2} \, dA \right) ds}_{(iii)}.\end{aligned}\tag{4.3}$$

We note that (4.2) – (4.3) hold for any solution ϕ of the wave equation satisfying the regularity conditions (2.1).

Remark 4.1. *Using (2.10) – (2.13) we see that*

$$\nabla \left(\frac{1}{\Xi} \right) = -\mathbf{tr} \kappa' \Xi \cos \theta - \mathbf{n} \kappa.$$

We conclude that in the case of uncurved tube $\kappa = 0$, the right hand side of (4.2) vanishes, and we get $L(s_0, s_1) = 0$ for all $s_0, s_1 \in (0, 1)$. The equation $L(s_0, s_1) = 0$ can be regarded as an integrated form of Webster's model.

We aim at deriving the loaded Webster's equation (3.15) for the averaged solution $\bar{\phi}$ given by (3.13). To achieve this in the general case for curved tubes, we first study the limit

$$\lim_{s' \rightarrow s} \frac{L(s, s')}{s' - s}; \quad (4.4)$$

here $L(s, s')$ is given by (4.3). A rigorous interpretation of this limit will be given in the proof of Theorem 3.1. Then we express the outcome of the limit process in terms of the averaged solution $\bar{\phi}$. Since the averaged solution $\bar{\phi}$ solves Webster's equation only approximately, we obtain a non-vanishing load term f in (3.15).

Terms (i) in (4.3)

The first two terms in (4.3) give the elliptic part of Webster's equation. We rewrite $\frac{\partial}{\partial s} \left(\int_{\Gamma(s)} \phi dA \right) = \frac{\partial}{\partial s} (A(s) \bar{\phi})$ as

$$\begin{aligned} A(s) \frac{\partial \bar{\phi}}{\partial s} &= -\frac{2R'(s)}{R(s)} \int_{\Gamma(s)} \phi dA + \frac{\partial}{\partial s} \left(\int_{\Gamma(s)} \phi dA \right) \\ &= -A'(s) \bar{\phi} + \frac{\partial}{\partial s} \left(\int_{\Gamma(s)} \phi dA \right). \end{aligned}$$

The last term is the limit as $s' \rightarrow s$ of

$$\begin{aligned} &\frac{1}{s' - s} \left(\int_{\Gamma(s')} \phi dA - \int_{\Gamma(s)} \phi dA \right) \\ &= \int_0^{2\pi} \int_0^{R(s')} \frac{\phi(s', r, \theta) - \phi(s, r, \theta)}{s' - s} r dr d\theta \\ &+ \frac{R(s') - R(s)}{s' - s} \int_0^{2\pi} \left(\frac{1}{R(s') - R(s)} \int_{R(s)}^{R(s')} \phi(s, r, \theta) r dr \right) d\theta \end{aligned}$$

which gives

$$\frac{\partial}{\partial s} \left(\int_{\Gamma(s)} \phi dA \right) = \int_{\Gamma(s)} \frac{\partial \phi}{\partial s} dA + R(s)R'(s) \int_0^{2\pi} \phi(s, R(s), \theta) d\theta.$$

From these expressions, we now obtain

$$\int_{\Gamma(s)} \frac{\partial \phi}{\partial s} dA = A'(s) \left(\bar{\phi} - \frac{1}{2\pi} \int_0^{2\pi} \phi(s, R(s), \theta) d\theta \right) + A(s) \frac{\partial \bar{\phi}}{\partial s}.$$

Initially this holds for all $\phi \in C^\infty(\bar{\Omega})$ and $s \in (0, 1)$. After an application of Proposition 5.2 and Proposition 5.3 we see that this is true also for ϕ satisfying (2.1) for almost every s . Thus

$$\begin{aligned} \lim_{s' \rightarrow s} \frac{1}{s' - s} \left(\int_{\Gamma(s')} \frac{\partial \phi}{\partial s} dA - \int_{\Gamma(s)} \frac{\partial \phi}{\partial s} dA \right) &= \frac{\partial}{\partial s} \int_{\Gamma(s)} \frac{\partial \phi}{\partial s} dA \\ &= \frac{\partial}{\partial s} \left(A(s) \frac{\partial \bar{\phi}}{\partial s} \right) + \frac{\partial}{\partial s} \left(A'(s) \left(\bar{\phi}(s) - \frac{1}{2\pi} \int_0^{2\pi} \phi(s, R(s), \theta) d\theta \right) \right) \end{aligned} \quad (4.5)$$

The reader can recognise the elliptic term of Webster's equation on the last line. The assumptions (2.1) are not strong enough to give the averaged solution $\bar{\phi}$ two weak derivatives with respect to s . Hence we will interpret the last equation in the sense of distributions in the proof of Theorem 3.1.

Term (ii) in (4.3)

For the boundary dissipation term in (4.3) we get

$$-\alpha \int_{\Gamma(s, s')} \frac{1}{\Xi} \frac{\partial \phi}{\partial t} dA = -\alpha \frac{\partial}{\partial t} \int_s^{s'} \left(\int_0^{2\pi} \phi(\tilde{s}, R(\tilde{s}), \theta) \frac{d\theta}{\Xi} \right) W(\tilde{s}) d\tilde{s}$$

by using (2.12). Thus

$$\begin{aligned} &\lim_{s' \rightarrow s} \frac{-\alpha}{s' - s} \int_{\Gamma(s, s')} \frac{1}{\Xi} \frac{\partial \phi}{\partial t} dA \\ &= -\alpha \lim_{s' \rightarrow s} \left[\frac{1}{s' - s} \int_s^{s'} \left(\int_0^{2\pi} \frac{\partial \phi}{\partial t}(\tilde{s}, R(\tilde{s}), \theta) \frac{d\theta}{\Xi} \right) W(\tilde{s}) d\tilde{s} \right] \\ &= -\alpha W(s) \frac{\partial}{\partial t} \left(\int_0^{2\pi} \phi(s, R(s), \theta) \frac{d\theta}{\Xi} \right). \end{aligned} \quad (4.6)$$

We will use Proposition 5.4 to justify this limit.

To proceed we note that by (2.10), the expression inside the parenthesis takes the form

$$\begin{aligned} \int_0^{2\pi} \phi(s, R(s), \theta) \frac{d\theta}{\Xi} &= \int_0^{2\pi} \phi(s, R(s), \theta) (1 - \eta(s) \cos \theta) d\theta \\ &= 2\pi \bar{\phi}(s) - 2\pi \left(\bar{\phi}(s) - \frac{1}{2\pi} \int_0^{2\pi} \phi(s, R(s), \theta) d\theta \right) \\ &\quad - \eta(s) \int_0^{2\pi} \phi(s, R(s), \theta) \cos \theta d\theta. \end{aligned}$$

Thus we conclude that

$$\begin{aligned} \lim_{s' \rightarrow s} \frac{-\alpha}{s' - s} \int_{\Gamma(s, s')} \frac{1}{\Xi} \frac{\partial \phi}{\partial t} dA &= -2\pi \alpha W \frac{\partial \bar{\phi}}{\partial t} \\ &+ 2\pi \alpha W \frac{\partial}{\partial t} \left(\bar{\phi}(s) - \frac{1}{2\pi} \int_0^{2\pi} \phi(s, R(s), \theta) d\theta \right) \\ &+ \alpha W \eta \frac{\partial}{\partial t} \left(\int_0^{2\pi} \phi(s, R(s), \theta) \cos \theta d\theta \right). \end{aligned} \quad (4.7)$$

Term (iii) in (4.3)

We take the familiar limit also in the final term in (4.3). We get

$$\begin{aligned} \lim_{s' \rightarrow s} \frac{1}{s' - s} \int_s^{s'} \left(\int_{\Gamma(s)} \frac{1}{c^2 \Xi^2} \frac{\partial^2 \phi}{\partial t^2} dA \right) ds &= \frac{1}{c^2} \int_{\Gamma(s)} \frac{1}{\Xi^2} \frac{\partial^2 \phi}{\partial t^2} dA \\ &= \frac{1}{c^2} \frac{\partial^2}{\partial t^2} \left(\int_{\Gamma(s)} \frac{\phi dA}{\Xi^2} \right). \end{aligned} \quad (4.8)$$

We will appeal to Proposition 5.4 to deal with this limit. In order to obtain (3.15), we must express most of the contribution of the term containing $\int_{\Gamma(s)} \Xi^{-2} \phi dA$ in (4.8) using the averaged solution $\bar{\phi}$. Unfortunately, the curvature factor Ξ is not constant, and we cannot just bring it out from under the integral sign. To deal with this problem, we use the sound speed correction factor $\Sigma(s)$. It is clear that $\Sigma(s)^{-2}$ is the best estimate for function Ξ^{-2} over $\Gamma(s)$ in the sense of least squares. We have

$$\begin{aligned} \frac{1}{\Sigma(s)^2} &:= \frac{1}{A(s)} \int_{\Gamma(s)} \frac{dA}{\Xi^2} \\ &= \frac{1}{\pi R(s)^2} \int_0^{2\pi} \int_0^{R(s)} (1 - r\kappa(s) \cos \theta)^2 r dr d\theta = 1 + \frac{1}{4} \eta^2(s) \end{aligned} \quad (4.9)$$

where the curvature ratio $\eta(s)$ is given by (2.9). The error function in (3.12) satisfies the identity $\Xi E = \Xi^{-1} - \Xi - \frac{1}{4}\Xi\eta^2$. With the aid of this we get the splitting

$$\int_{\Gamma(s)} \frac{\phi dA}{\Xi^2} = \frac{A(s)}{\Sigma(s)^2} \bar{\phi} + \int_{\Gamma(s)} E \phi dA$$

which implies

$$\frac{1}{c^2} \frac{\partial^2}{\partial t^2} \left(\int_{\Gamma(s)} \frac{\phi dA}{\Xi^2} \right) = \frac{A(s)}{c(s)^2} \frac{\partial^2 \bar{\phi}}{\partial t^2} + \int_{\Gamma(s)} \frac{E}{c^2} \frac{\partial^2 \phi}{\partial t^2} dA \quad (4.10)$$

where

$$c(s) := c\Sigma(s) \quad (4.11)$$

is the speed of sound after correction by the curvature factor; see (3.3).

Taking the limit on the right hand side of (4.2), we get

$$\lim_{s' \rightarrow s} \frac{1}{s' - s} \int_{\Omega(s, s')} \nabla \left(\frac{1}{\Xi} \right) \cdot \nabla \phi dV = \int_{\Gamma(s)} \frac{1}{\Xi} \nabla \left(\frac{1}{\Xi} \right) \cdot \nabla \phi dA. \quad (4.12)$$

Proposition 5.4 again justifies this limit.

We now have everything we need for the limit (4.4). We put (4.2), (4.5) – (4.8), (4.10) and (4.12) together, and obtain

$$\begin{aligned} 0 &= \frac{1}{A(s)} \lim_{s' \rightarrow s} \frac{L(s, s')}{(s' - s)} - \frac{1}{A(s)} \int_{\Gamma(s)} \frac{1}{\Xi} \nabla \left(\frac{1}{\Xi} \right) \cdot \nabla \phi dA \\ &= \frac{1}{A(s)} \frac{\partial}{\partial s} \left(\int_{\Gamma(s)} \frac{\partial \phi}{\partial s} dA \right) - \frac{\alpha W(s)}{A(s)} \frac{\partial}{\partial t} \left(\int_0^{2\pi} \phi(s, R(s), \theta) \frac{d\theta}{\Xi} \right) \\ &\quad - \frac{1}{A(s)c^2} \frac{\partial^2}{\partial t^2} \left(\int_{\Gamma(s)} \frac{\phi dA}{\Xi^2} \right) - \frac{1}{A(s)} \int_{\Gamma(s)} \frac{1}{\Xi} \nabla \left(\frac{1}{\Xi} \right) \cdot \nabla \phi dA \\ &= \frac{1}{A(s)} \frac{\partial}{\partial s} \left(A(s) \frac{\partial \bar{\phi}}{\partial s} \right) - \frac{2\pi\alpha W(s)}{A(s)} \frac{\partial \bar{\phi}}{\partial t} - \frac{1}{c^2 \Sigma(s)^2} \frac{\partial^2 \bar{\phi}}{\partial t^2} \\ &\quad - F(s, t) - G(s, t) - H(s, t) \end{aligned} \quad (4.13)$$

where F , G , and H are given by (3.9) – (3.11). Equation (4.13) is Webster's equation (3.15). If we assume that the right hand side of (3.15) is negligible, we obtain the Webster's horn equation (3.4) with curvature and dissipation.

Webster's control/observation boundary conditions at $s = 0$

We next derive the boundary conditions (3.8) for Webster's equation at $s = 0$ that correspond to the boundary conditions of the wave equation on $\Gamma(0)$ in (3.6).

We get for smooth ϕ by using (4.1)

$$\begin{aligned} \int_{\Gamma(0)} \left(c \frac{\partial \phi}{\partial \nu} \pm \frac{\partial \phi}{\partial t} \right) dA &= -c \int_{\Gamma(0)} \frac{\partial \phi}{\partial s} dA \pm \frac{\partial}{\partial t} \int_{\Gamma(0)} \phi dA \\ &\quad - c \int_{\Gamma(0)} \frac{\partial \phi}{\partial s} (\Xi - 1) dA \end{aligned} \quad (4.14)$$

since $\int_{\Gamma(0)} \frac{\partial \phi}{\partial \theta} dA = 0$. The last term on the right hand side of (4.14) vanishes due to the assumption $\kappa(0) = 0$. Thus, our interest lies in the term

$$\int_{\Gamma(0)} \frac{\partial \phi}{\partial s} dA = \int_0^{2\pi} \int_0^{R(0)} \frac{\partial \phi}{\partial s}(s, r, \theta) r dr d\theta \quad \text{for } s = 0.$$

We get

$$\begin{aligned} &\int_0^{2\pi} \int_0^{R(0)} \frac{\partial \phi}{\partial s}(s, r, \theta) r dr d\theta \\ &= \frac{\partial}{\partial s} \int_0^{2\pi} \left(\int_0^{R(s)} \phi(s, r, \theta) r dr + \int_{R(s)}^{R(0)} \phi(s, r, \theta) r dr \right) d\theta \\ &= \frac{\partial(A\bar{\phi})}{\partial s} - \frac{\partial}{\partial s} \left(\int_0^{2\pi} \int_{R(0)}^{R(s)} \phi(s, r, \theta) r dr d\theta \right). \end{aligned}$$

For the latter term on the right hand side we get

$$\begin{aligned} &\int_0^{2\pi} \left(\frac{\partial}{\partial s} \int_{R(0)}^{R(s)} \phi(s, r, \theta) r dr \right) d\theta \\ &= \int_0^{2\pi} \left(\lim_{s' \rightarrow s} \int_{R(0)}^{R(s')} \frac{\phi(s', r, \theta) - \phi(s, r, \theta)}{s' - s} r dr + \lim_{s' \rightarrow s} \frac{1}{s' - s} \int_{R(s)}^{R(s')} \phi(s, r, \theta) r dr \right) d\theta \\ &= \int_0^{2\pi} \int_{R(0)}^{R(s)} \frac{\partial \phi}{\partial s} r dr d\theta + R(s)R'(s) \int_0^{2\pi} \phi(s, R(s), \theta) d\theta \end{aligned}$$

and hence by setting $s = 0$ above we obtain

$$\int_{\Gamma(0)} \frac{\partial \phi}{\partial s} dA = \frac{\partial(A\bar{\phi})}{\partial s}(0) - R(0)R'(0) \int_0^{2\pi} \phi(0, R(0), \theta) d\theta.$$

We conclude from this and (4.14) that

$$\frac{1}{A(0)} \int_{\Gamma(0)} \left(c \frac{\partial \phi}{\partial \nu} \pm \frac{\partial \phi}{\partial t} \right) dA = -c \frac{\partial \bar{\phi}}{\partial s}(t, 0) \pm \frac{\partial \bar{\phi}}{\partial t}(t, 0) - K(t) \quad (4.15)$$

for all $t > 0$ where

$$K(t) := \frac{cA'(0)}{A(0)} \left(\bar{\phi}(t, 0) - \frac{1}{2\pi} \int_0^{2\pi} \phi(t, 0, R(0), \theta) d\theta \right). \quad (4.16)$$

Now, if ϕ satisfies (3.6) then $\bar{\phi}$ satisfies

$$\begin{aligned} -c(0) \frac{\partial \bar{\phi}}{\partial s}(0, t) + \frac{\partial \bar{\phi}}{\partial t}(0, t) - K(t) &= 2\sqrt{\frac{c}{\rho A(0)}} \bar{u}(t) \\ -c(0) \frac{\partial \bar{\phi}}{\partial s}(0, t) - \frac{\partial \bar{\phi}}{\partial t}(0, t) - K(t) &= 2\sqrt{\frac{c}{\rho A(0)}} \bar{y}(t) \end{aligned} \quad (4.17)$$

where $\bar{u}(t) := \frac{1}{A(0)} \int_{\Gamma(0)} u(\mathbf{r}, t) dA$. The assumption $\kappa(0) = 0$ is convenient here, too, since it implies $c(0) = c$ where $c(s) := c\Sigma(s)$ is the variable sound speed (4.11).

Thus, for smooth ϕ we have (3.6) \Rightarrow (3.8) if $\kappa(0) = A'(0) = 0$ which we make a standing assumption in [17]; see also [24, p. 1992]. Passage from smooth functions ϕ to those satisfying (2.1) is accomplished by a straightforward density argument.

5 Proof of Theorem 3.1

In this section, we give the detailed proof of the main result based on the computations in the previous section. Some auxiliary results are needed first.

Proposition 5.1. *Assume that Ω is a tubular domain described by (2.7) and $\phi : \Omega \times \mathbb{R}^+ \rightarrow \mathbb{R}$ satisfies the regularity assumptions $\phi \in C^1(\mathbb{R}^+; H^1(\Omega))$ and $\Delta\phi \in C(\mathbb{R}^+; L^2(\Omega))$ in (2.1). By $\Gamma \subset \partial\Omega$ denote the walls of the tube. Then the boundary trace satisfies $\phi|_{\Gamma} \in C(\mathbb{R}^+; H^1(\Gamma))$.*

Proof. Let $\psi \in H^1(\Omega)$ such that $\Delta\psi \in L^2(\Omega)$. Since the radius function $R(s)$ is smooth, we may assume that the tube Ω is of constant diameter near its ends $\Gamma(0)$ and $\Gamma(1)$ — if not, use a diffeomorphism to obtain $R'(s) = 0$ for $s \in (0, \eta) \cup (1 - \eta, 1)$ for $\eta > 0$. We extend Ω from both ends to a longer tubular open set $\tilde{\Omega}$ that has a smooth boundary. This extension can be carried out in many ways but the function ψ must be extended to all of $\tilde{\Omega}$ so that (2.1) are satisfied by the extended function $\tilde{\psi}$. Let us consider the end $s = 0$.

For $s \in (-\eta/2, 1)$ define the extension by reflection

$$\tilde{\psi}(s, r, \theta) = \begin{cases} \psi(s, r, \theta) & \text{for } s \in (0, 1) \\ 3\psi(-s, r, \theta) - 2\psi(-2s, r, \theta) & \text{for } s \in (-1/2, 0) \end{cases} \quad (5.1)$$

and similarly at the other end. This extension gives us a function $\tilde{\psi}$ defined on a tube of length $1 + \eta$, and by smoothing the tube around the ends produces $\tilde{\Omega}$ having a smooth boundary with $\Omega \subset \tilde{\Omega}$ and $\Gamma \subset \partial\tilde{\Omega}$. It is easy to see that $\tilde{\psi}$ satisfies (2.1) since ψ does.

Thus $\tilde{\psi} \in H^1(\tilde{\Omega})$ with $\Delta\tilde{\psi} \in L^2(\tilde{\Omega})$ and $\frac{\partial\tilde{\psi}}{\partial\nu} \in L^2(\partial\tilde{\Omega})$ where the boundary $\partial\tilde{\Omega}$ is smooth. By elliptic regularity theory (see [16, Remark 7.2 on p. 188], with $s = 3/2$, $m = 1$, $m_0 = 1$), we conclude that $\tilde{\psi} \in H^{3/2}(\tilde{\Omega})$. Using [16, Theorem 7.4] we conclude that $\tilde{\psi} \in D_{\Delta}^{3/2}(\tilde{\Omega}) := \{f \in H^{3/2}(\tilde{\Omega}) : \Delta f \in \Xi^{-1/2}(\tilde{\Omega})\}$ where $\Xi^k(\Omega)$ has been defined on [16, p. 172] since $L^2(\tilde{\Omega}) \subset \Xi^{-1/2}(\tilde{\Omega})$. It follows from [16, Theorem 7.4 on p. 188] that $\tilde{\psi}|_{\partial\tilde{\Omega}} \in H^1(\partial\tilde{\Omega})$ and thus $\psi|_{\Gamma} \in H^1(\Gamma)$ by restriction. Now, the trace mapping $\psi \mapsto \psi|_{\Gamma}$ is bounded from $E(\Delta; L^2(\Omega)) := \{f \in H^1(\Omega) : \Delta f \in L^2(\Omega)\}$ into $L^2(\Omega)$, and its range is in $H^1(\Gamma)$; it is thus bounded from $E(\Delta; L^2(\Omega))$ into $H^1(\Gamma)$. Since $\phi \in C(\overline{\mathbb{R}^+}; E(\Delta; L^2(\Omega)))$, we conclude that $\phi|_{\Gamma} \in C(\overline{\mathbb{R}^+}; H^1(\Gamma))$. \square

Proposition 5.2. *Let Γ be the wall of the tube, as in Proposition 5.1. Define for $g \in H^1(\Gamma)$ the linear mapping \mathcal{B} by*

$$(\mathcal{B}g)(s) := \frac{1}{2\pi} \int_0^{2\pi} g(s, R(s), \theta) d\theta \quad \text{for } s \in (0, 1).$$

Then

$$\mathcal{B} \in \mathcal{L}(H^k(\Gamma); H^k(0, 1)) \quad \text{for all } k \in \mathbb{R}.$$

Proof. For any $g \in C^\infty(\Gamma)$ and $w \in L^2(0, 1)$, we have $\mathcal{B}g \in C^\infty(0, 1)$ and

$$\begin{aligned} \langle \mathcal{B}g, w \rangle_{L^2(0,1)} &= \frac{1}{2\pi} \int_0^1 \left(\int_0^{2\pi} g(s, R(s), \theta) d\theta \right) w(s) ds \\ &= \int_0^1 \int_0^{2\pi} g(s, R(s), \theta) \frac{w(s)}{2\pi W(s)} dA = \langle g, \tilde{w} \rangle_{L^2(\Gamma)} \end{aligned}$$

where $dA = W(s)d\theta ds$ and $\tilde{w}(s, \theta) = \frac{w(s)}{2\pi W(s)}$. Because $C^\infty(\Gamma)$ is dense in $H^1(\Gamma)$, we conclude that $\mathcal{B}^* \in \mathcal{L}(H^{-k}(0, 1); H^{-k}(\Gamma))$ for all $k \geq 0$ where $(\mathcal{B}^*w)(s, R(s), \theta) = \frac{w(s)}{2\pi W(s)}$ for all $w \in L^2(0, 1)$ and $(s, R(s), \theta) \in \Gamma$. In particular, $\mathcal{B} \in \mathcal{L}(H_0^k(\Gamma); H_0^k(0, 1))$ for all $k \geq 0$.

Define the spaces

$$W := \{r \in C(\Gamma) : r(s, R(s), \theta) = sr_0(\theta) + (1-s)r_1(\theta) \text{ for } r_0, r_1 \in C(\mathbb{T})\}$$

and $W^k := W \cap H^k(\Gamma)$ equipped with the norm of $H^k(\Gamma)$. Then W^k is a closed subspace of $H^k(\Gamma)$ for $k \geq 2$, and it is easy to see that $W^k \dot{+} H_0^k(\Gamma) = H^k(\Gamma)$.

The operator \mathcal{B} maps W^k boundedly onto linear functions on $(0, 1)$ that are equipped with the norm of $H^k(0, 1)$. We conclude that $\mathcal{B} \in \mathcal{L}(H^k(\Gamma); H^k(0, 1))$ for $k \geq 2$ and $k = 0$. The claim follows from this by interpolation; see, e.g., [16, Theorem 5.1 on p. 27 and Theorem 7.7 on p. 36]. \square

Proposition 5.3. *Let Ω be as in Proposition 5.1. For $f \in L^2(\Omega)$, define the linear mapping \mathcal{A} by*

$$(\mathcal{A}f)(s) := \frac{1}{A(s)} \int_{\Gamma(s)} \phi dA \quad \text{for } s \in (0, 1).$$

Then

$$\mathcal{A} \in \mathcal{L}(H^k(\Omega); H^k(0, 1)) \quad \text{for } k \geq 0.$$

Proof. For $\phi \in L^2(\Omega)$ we have by Hölder's inequality

$$\begin{aligned} \|\mathcal{A}\phi\|_{L^2(0,1)}^2 &= \int_0^1 \left(\frac{1}{A(s)} \int_{\Gamma(s)} \phi dA \right)^2 ds \\ &\leq \int_0^1 \frac{1}{A(s)^2} \left(\int_{\Gamma(s)} \phi^2 dA \right) \left(\int_{\Gamma(s)} dA \right) ds \\ &\leq \int_0^1 \int_{\Gamma(s)} \frac{\Xi(s)}{A(s)} \phi^2 \cdot \frac{r dr d\theta ds}{\Xi(s)} \leq C_1 \|\phi\|_{L^2(\Omega)}^2 \end{aligned}$$

where $C_1 := \max_{s \in [0,1]} \frac{\Xi(s)}{A(s)}$ because $dA = r dr d\theta$ on $\Gamma(s)$ and dV is given by (2.11). Thus $\mathcal{A} \in \mathcal{L}(L^2(\Omega); L^2(0, 1))$.

Using the operators \mathcal{A} and \mathcal{B} , equation (4.5) takes the form

$$\frac{\partial}{\partial s} (\mathcal{A}\phi) = \mathcal{A} \left(\frac{\partial \phi}{\partial s} \right) + \frac{A'(s)}{A(s)} (\mathcal{B}(\phi|_{\Gamma}) - \mathcal{A}(\phi)) \quad (5.2)$$

first for $\phi \in C^\infty(\bar{\Omega})$, and then by density for all $\phi \in H^1(\Omega)$ and $\phi|_{\Gamma} \in H^{1/2}(\Gamma)$ and [10, Theorem 1.5.1.3]. It follows that $\|\frac{\partial}{\partial s} (\mathcal{A}\phi)\|_{L^2(0,1)} \leq C_1 \|\mathbf{t} \cdot \nabla \phi\|_{L^2(0,1)} + \sup_{s \in [0,1]} \frac{A'(s)}{A(s)} (C_2 \|\phi|_{\Gamma}\|_{L^2(\Gamma)} + C_1 \|\phi\|_{L^2(0,1)}) \leq C \|\phi\|_{H^1(\Omega)}$ for all $\phi \in H^1(\Omega)$ for some $C < \infty$. This means that $\mathcal{A} \in \mathcal{L}(H^1(\Omega); H^1(0, 1))$, and the claim follows by interpolation, as in the previous proposition. \square

We treat some of the limits as $s' \rightarrow s$ in Section 4 by Proposition 5.4. In the proof, we use the centered Hardy–Littlewood maximal operator, defined for functions $f \in L^1_{\text{loc}}(\mathbb{R})$ by setting

$$(Mf)(x) = \sup_{h>0} \frac{1}{2h} \int_{x-h}^{x+h} |f| dx.$$

It is well-known that the non-linear operator M is bounded from $L^p(\mathbb{R})$ to $L^p(\mathbb{R})$ for $1 < p \leq \infty$; see, e.g., [6, Theorem 2.5 on p. 31] or [28, Theorem 8.18; in particular Eq. (6) on p. 174].

Proposition 5.4. *Let $\tilde{f} \in L^2(\Omega)$, $\tilde{g} \in L^2(\Gamma)$, and define for any $h > 0$ the functions*

$$\begin{aligned} f(s) &= \int_{\Gamma(s)} \tilde{f} dA = A(s) \left(\mathcal{A}\tilde{f} \right) (s) \quad \text{for } s \in [0, 1], \\ f_h(s) &= \begin{cases} \frac{1}{h} \int_{\Omega(s+h,s)} \Xi \tilde{f} dV & \text{for } s \in [h, 1-h]; \\ 0 & \text{otherwise;} \end{cases} \\ g(s) &= \int_0^{2\pi} \tilde{g}(s, R(s), \theta) d\theta = 2\pi(\mathcal{B}\tilde{g})(s), \quad s \in [0, 1], \\ g_h(s) &= \begin{cases} \frac{1}{h} \int_{\Gamma(s+h,s)} W^{-1} \tilde{g} dS & \text{for } s \in [h, 1-h]; \\ 0 & \text{otherwise.} \end{cases} \end{aligned}$$

Then $f_h \rightarrow f$ and $g_h \rightarrow g$ pointwise Lebesgue a.e. as well as in $L^2(0, 1)$ as $h \rightarrow 0$.

Proof. We prove only the claim concerning f_h as the case of g_h is essentially identical. That $f \in L^2(0, 1)$ follows from Proposition 5.3. For $h \leq s \leq 1-h$

$$f_h(s) = \frac{1}{h} \int_s^{s+h} \int_{\Gamma(\sigma)} \tilde{f} dA d\sigma = \frac{1}{h} \int_s^{s+h} \int_{\Gamma(\sigma)} \Xi \tilde{f} \cdot \Xi^{-1} dA d\sigma = \frac{1}{h} \int_s^{s+h} f(\sigma) d\sigma$$

by Fubini's theorem, recalling that $dV = \Xi^{-1} dA ds$ by (2.11). By Lebesgue's theorem (see, e.g., [6, Corollary 2.13] or [28, Theorems 7.7 and 7.10]), we have $|f(s)| \leq (Mf)(s)$ a.e. $s \in [0, 1]$, and

$$|f_h(s)| \leq \sup_{h>0} |f_h(s)| \leq 2 \cdot \sup_{h>0} \frac{1}{2h} \int_{s-h}^{s+h} |f(\sigma)| d\sigma = 2(Mf)(s),$$

Thus,

$$|f_h(s) - f(s)|^2 \leq 9(Mf)(s)^2 \text{ for a.e. } s \in [0, 1] \quad (5.3)$$

where the upper bound is in $L^1(0, 1)$ since the Hardy-Littlewood maximal operator M maps $L^2(0, 1)$ into itself. By the Lebesgue's theorem, the left hand side of (5.3) converges to zero pointwise a.e. on $[0, 1]$. Hence, $f_h \rightarrow f$ in $L^2(0, 1)$ by the Lebesgue Dominated Convergence theorem [28, Theorem 1.34]. \square

We are now ready to give a rigorous proof for Theorem 3.1.

Proof of Theorem 3.1. Claim (i): By (2.1) we have $\phi \in C^2(\overline{\mathbb{R}^+}; L^2(\Omega))$ and $\frac{\partial \phi}{\partial s} \in C^1(\overline{\mathbb{R}^+}; L^2(\Omega))$. Thus an application of Propositions 5.3 and 5.2 implies that $\bar{\phi} \in C^2(\overline{\mathbb{R}^+}; L^2(0, 1))$ and $\frac{\partial \bar{\phi}}{\partial s} \in C^1(\overline{\mathbb{R}^+}; L^2(0, 1))$, as desired.

Claim (ii): The functions $A(s), A(s)^{-1}, \eta(s), W(s), \Xi^{-1} \nabla(\Xi^{-1})$, and E are all smooth by assumptions. Hence, by inspection of formulae (3.9) – (3.11) we need to show, in addition to claim (i) of this theorem, that $\frac{\partial}{\partial s} (\mathcal{B}\phi|_{\Gamma}) \in C(\overline{\mathbb{R}^+}; L^2(0, 1))$ in order to prove that $F \in C(\overline{\mathbb{R}^+}; L^2(0, 1))$ and $G, H \in C^1(\overline{\mathbb{R}^+}; L^2(0, 1))$. This follows directly from Propositions 5.1 and 5.2.

Claim (iii):

Let $0 < h < 1$. For $h < s < 1 - h$ we may write, in the notation of Section 4,

$$L(s, s+h) = \int_{\Omega(s+h,s)} \nabla \left(\frac{1}{\Xi} \right) \cdot \nabla \phi dV, \quad (5.4)$$

where

$$\begin{aligned} L(s, s+h) &= \int_{\Gamma(s+h)} \frac{\partial \phi}{\partial s} dA - \int_{\Gamma(s)} \frac{\partial \phi}{\partial s} dA \\ &\quad - \alpha \int_{\Gamma(s+h,s)} \frac{1}{\Xi} \frac{\partial \phi}{\partial t} dA - \int_s^{s+h} \int_{\Gamma(\sigma)} \frac{1}{c^2 \Xi^2} \frac{\partial^2 \phi}{\partial t} dA d\sigma. \end{aligned}$$

This makes sense for solutions of the wave equation satisfying (2.1): the wave equation holds pointwise almost everywhere, and Green's formula [3, Theorem A.3] applies as well.

We want to derive the weak form of Webster's equation. To this end, take an arbitrary test function $\zeta \in C_0^\infty((0, 1) \times (0, T))$, and choose h sufficiently small, so that the spatial support of ζ is contained in the interval $(3h, 1 - 3h)$. By a change of variables, we see that

$$\int_0^1 \int_{\Gamma(s+h)} \frac{\partial \phi}{\partial s} dA \zeta(s, t) ds = \int_0^1 \int_{\Gamma(s)} \frac{\partial \phi}{\partial s} dA \zeta(s-h) ds. \quad (5.5)$$

Next we multiply (5.4) by ζ , integrate over s , divide by h and use (5.5). This

leads to

$$\begin{aligned}
\overbrace{\int_0^1 \frac{1}{h} \int_{\Omega(s+h,s)} \nabla \left(\frac{1}{\Xi} \right) \cdot \nabla \phi \zeta(s,t) dV ds}^{I_h} &= \overbrace{\int_0^1 \int_{\Gamma(s)} \frac{\partial \phi}{\partial s} dA \frac{\zeta(s-h,t) - \zeta(s,t)}{h} ds}^{II_h} \\
&\quad - \underbrace{\alpha \int_0^1 \frac{1}{h} \int_{\Gamma(s+h,s)} \frac{1}{\Xi} \frac{\partial \phi}{\partial t} dS \zeta(s,t) ds}_{III_h} \\
&\quad - \underbrace{\int_0^1 \frac{1}{h} \int_s^{s+h} \int_{\Gamma(\sigma)} \frac{1}{c^2 \Xi^2} \frac{\partial^2 \phi}{\partial t^2} dA d\sigma \zeta(s,t) ds}_{IV_h}.
\end{aligned} \tag{5.6}$$

We next take the limit of all the terms in (5.6) as h tends to zero. For the term I_h , we use (5.4) and Proposition 5.4 with $\tilde{f} := \Xi^{-1} \nabla \Xi^{-1} \cdot \nabla \phi$ to get

$$I := \lim_{h \rightarrow 0} I_h = \int_0^1 \int_{\Gamma(s)} \frac{1}{\Xi} \nabla \left(\frac{1}{\Xi} \right) \cdot \nabla \phi dA \zeta(s,t) ds = \int_{\Omega} \left[\nabla \left(\frac{1}{\Xi} \right) \cdot \nabla \phi \right] \zeta dV.$$

The limit of the term II_h on the right is

$$\begin{aligned}
II &:= \lim_{h \rightarrow 0} II_h = \lim_{h \rightarrow 0} \int_0^1 \int_{\Gamma(s)} \frac{\partial \phi}{\partial s} dA \frac{\zeta(s-h,t) - \zeta(s,t)}{h} ds \\
&= - \int_0^1 \left(\int_{\Gamma(s)} \frac{\partial \phi}{\partial s} dA \right) \frac{\partial \zeta(s,t)}{\partial s} ds
\end{aligned}$$

since we have a difference quotient on the smooth test function ζ . We handle the other two terms on the right by an application of Proposition 5.4 with $g = \frac{W \partial \phi}{\Xi \partial t} \Big|_{\Gamma}$ to obtain

$$\begin{aligned}
III &:= \lim_{h \rightarrow 0} III_h = \lim_{h \rightarrow 0} \int_0^1 \frac{1}{h} \int_{\Gamma(s+h,s)} \frac{1}{\Xi} \frac{\partial \phi}{\partial t} dS \zeta(s,t) ds \\
&= \int_0^1 \int_0^{2\pi} W \left(\frac{1}{\Xi} \frac{\partial \phi}{\partial t} \right) \Big|_{\Gamma} d\theta \zeta(s,t) ds; \text{ and} \\
IV &:= \lim_{h \rightarrow 0} IV_h = \lim_{h \rightarrow 0} \int_0^1 \int_s^{s+h} \int_{\Gamma(\sigma)} \frac{1}{c^2 \Xi^2} \frac{\partial^2 \phi}{\partial t^2} dA d\sigma \zeta(s,t) ds \\
&= \int_0^1 \int_{\Gamma(s)} \frac{1}{c^2 \Xi^2} \frac{\partial^2 \phi}{\partial t^2} dA \zeta(s,t) ds
\end{aligned}$$

because $dS = W d\theta ds$ on Γ by (2.12).

The proof is completed by expressing the limiting terms *II*, *III*, and *IV* above in terms of $\bar{\phi}$. For term *II*, we use (5.2) to handle the derivative with respect to s , and get

$$\begin{aligned} II &= - \int_0^1 A(s) \frac{\partial \bar{\phi}}{\partial s}(s) \frac{\partial \zeta}{\partial s}(s, t) ds \\ &\quad + \int_0^1 \frac{1}{A(s)} \frac{\partial}{\partial s} (A'(s)(\mathcal{A}\phi(s) - \mathcal{B}(\phi|_{\Gamma}))) \zeta(s, t) A(s) ds. \end{aligned}$$

after integrating by parts in the second term as well. This yields the forcing term $F(s, t)$.

For term *III*, we note that passing from (4.6) to (4.7) requires only adding and subtracting suitable terms. The same is true for passing from (4.8) to (4.10), and this takes care of the term *IV*. Hence we get

$$\begin{aligned} III &= 2\pi \int_0^1 \left(W \frac{\partial \bar{\phi}}{\partial t} - W \frac{\partial}{\partial t} (\bar{\phi} - \mathcal{B}(\phi|_{\Gamma})) - W \eta \frac{\partial}{\partial t} \mathcal{B}(\phi|_{\Gamma} \cos \theta) \right) \zeta(s, t) ds \\ IV &= \int_0^1 A(s) \left(\frac{1}{c(s)^2} \frac{\partial^2 \bar{\phi}}{\partial t^2} + \frac{1}{A(s)} \int_{\Gamma(s)} \frac{E}{c^2} \frac{\partial^2 \phi}{\partial t^2} dA \right) \zeta(s, t) ds. \end{aligned}$$

To finish off, we recall that passing to the limit $h \rightarrow 0$ in (5.6) gives the equation

$$I = II - \alpha III - IV.$$

We insert all the above results into this equation, and get the weak form of (3.15) as desired.

Claim (iv): As argued in Section 4, we have (3.6) \Rightarrow (3.8) for smooth ϕ if $\kappa(0) = R'(0) = 0$. Since $\frac{\partial \phi}{\partial \nu}(\cdot, t) \in L^2(\Gamma(0))$ and $\frac{\partial \phi}{\partial t}|_{\Gamma(0)}(\cdot, t) \in H^{1/2}(\Gamma(0))$ by (2.1), and the claim follows because the averaging over $\Gamma(0)$ is bounded linear functional on $L^2(\Gamma(0))$. \square

References

- [1] A. Aalto. A low-order glottis model with nonturbulent flow and mechanically coupled acoustic load. Master's thesis, Helsinki University of Technology, 2009.
- [2] A. Aalto, D. Aalto, J. Malinen, T. Murtola, and M. Vainio. Modal locking between vocal fold and vocal tract oscillations: Simulations in time domain. arXiv:1211.4788, 2013.

- [3] A. Aalto, T. Lukkari, and J. Malinen. Acoustic wave guides as infinite-dimensional dynamical systems. arXiv:1211.7000, 2012. Submitted.
- [4] D. Aalto, A. Huhtala, A. Kivelä, J. Malinen, P. Palo, J. Saunavaara, and M. Vainio. How far are vowel formants from computed vocal tract resonances? arXiv:1208.5963, 2012.
- [5] T. Chiba and M. Kajiyama. *The Vowel, Its Nature and Structure*. Phonetic Society of Japan, 1958.
- [6] J. Duoandikoetxea. *Fourier analysis*, volume 29 of *Graduate Studies in Mathematics*. American Mathematical Society, Providence, RI, 2001. Translated and revised from the 1995 Spanish original by David Cruz-Uribe.
- [7] E. Eisner. Complete solutions of the "Webster" horn equation. *J. Acoust. Soc. Am.*, 41(4):1126–1146, 1967.
- [8] G. Fant. *Acoustic Theory of Speech Production*. Mouton, The Hague, 1960.
- [9] F. Gesztesy and H. Holden. The damped string problem revisited. *J. Differential Equations*, 251(4–5):1086–1127, 2011.
- [10] P. Grisvard. *Elliptic problems in non-smooth domains*. Pitman, 1985.
- [11] C. R. Hanna and J. Slepian. The function and design of horns for loudspeakers (reprint). *J. Audio Eng. Soc.*, 25(9):573–585, 1977.
- [12] A. Hannukainen, T. Lukkari, J. Malinen, and P. Palo. Vowel formants from the wave equation. *J. Acoust. Soc. Am. Express Letters*, 122(1):EL1–EL7, 2007.
- [13] P. Kuchment and H. Zeng. Convergence of spectra of mesoscopic systems collapsing onto a graph. *J. Math. Anal. Appl.*, 258(2):671–700, 2001.
- [14] M. B. Lesser and J. A. Lewis. Applications of matched asymptotic expansion methods to acoustics. I. The Webster horn equation and the stepped duct. *J. Acoust. Soc. Am.*, 51(5):1664–1669, 1971.
- [15] M. B. Lesser and J. A. Lewis. Applications of matched asymptotic expansion methods to acoustics. II. The open-ended duct. *J. Acoust. Soc. Am.*, 52(5):1406–1410, 1972.

- [16] J. L. Lions and E. Magenes. *Non-homogenous boundary value problems and applications I*, volume 181 of *Die Grundlehren der mathematischen Wissenschaften*. Springer Verlag, Berlin, 1972.
- [17] T. Lukkari and J. Malinen. A posteriori error estimates for Webster's equation in wave propagation. Manuscript, 2013.
- [18] J. Malinen, O. Staffans, and G. Weiss. When is a linear system conservative? *Quart. Appl. Math.*, 64(1):61–91, 2006.
- [19] J. Malinen and O. J. Staffans. Conservative boundary control systems. *J. Differential Equations*, 231(1):290–312, 2006.
- [20] J. Malinen and O. J. Staffans. Impedance passive and conservative boundary control systems. *Complex Anal. Oper. Theory*, 2(1):279–300, 2007.
- [21] A. H. Nayfeh and D. P. Telionis. Acoustic propagation in ducts with varying cross sections. *J. Acoust. Soc. Am.*, 54(6):1654–1661, 1973.
- [22] Andrew Pressley. *Elementary differential geometry*. Springer Undergraduate Mathematics Series. Springer-Verlag London Ltd., London, second edition, 2010.
- [23] S. Rienstra. Sound transmission in slowly varying circular and annular lined ducts with flow. *J. Fluid Mech.*, 380:279–296, 1999.
- [24] S. W. Rienstra. Webster's horn equation revisited. *SIAM J. Appl. Math.*, 65(6):1981–2004, 2005.
- [25] S. W. Rienstra and W. Eversman. A numerical comparison between the multiple-scales and finite-element solution for sound propagation in lined flow ducts. *J. Fluid Mech.*, 437:367–384, 2001.
- [26] S. W. Rienstra and A. Hirschberg. *An introduction to acoustics*. Downloadable from <http://www.win.tue.nl/~sjoerdr/papers/boek.pdf>, 2013.
- [27] J. Rubinstein and M. Schatzman. Variational problems on multiply connected thin strips I: Basic estimates and convergence of the laplacian spectrum. *Arch. Ration. Mech. Anal.*, 160(4):271–308, 2001.
- [28] W. Rudin. *Real and Complex Analysis*. McGraw-Hill Book Company, New York, 3rd Edition, 1986.

- [29] V. Salmon. Generalized plane wave horn theory. *J. Acoust. Soc. Am.*, 17(3):199–211, 1946.
- [30] V. Salmon. A new family of horns. *J. Acoust. Soc. Am.*, 17(3):212–218, 1946.
- [31] A. G. Webster. Acoustic impedance, and the theory of horns and of the phonograph. *Proc. Natl. Acad. Sci. USA*, 5:275–282, 1919.

A Global coordinates for tubular domains

Surface area element

By (2.7), the wall Γ can be parametrised as

$$\mathbf{r}(s, \theta) = \gamma(s) + R(s)(\mathbf{n} \cos \theta + \mathbf{b} \sin \theta)$$

where $s \in [0, 1]$ and $\theta \in [0, 2\pi]$. Hence the surface area element can be found by using the formula

$$dS = \left| \frac{\partial \mathbf{r}}{\partial s} \times \frac{\partial \mathbf{r}}{\partial \theta} \right| ds d\theta.$$

We have $\frac{\partial \mathbf{r}}{\partial \theta} = R(s)(-\mathbf{n}(s) \sin \theta + \mathbf{b}(s) \cos \theta)$, and by (2.5) we get

$$\frac{\partial \mathbf{r}}{\partial s} = \mathbf{t}(1 - \kappa R) + \mathbf{n}(R' \cos \theta - R\tau \sin \theta) + \mathbf{b}(R' \sin \theta + R\tau \cos \theta).$$

Since $\{\mathbf{t}, \mathbf{n}, \mathbf{b}\}$ is a right-hand orthogonal system, we see that

$$\frac{\partial \mathbf{r}}{\partial s} \times \mathbf{n} = \mathbf{b}(1 - \kappa R) - \mathbf{t}(R' \sin \theta + R\tau \cos \theta)$$

and

$$\frac{\partial \mathbf{r}}{\partial s} \times \mathbf{b} = -\mathbf{n}(1 - \kappa R) + \mathbf{t}(R' \cos \theta - R\tau \sin \theta).$$

Hence the exterior normal derivative lies in the direction of

$$-\frac{\partial \mathbf{r}}{\partial s} \times \frac{\partial \mathbf{r}}{\partial \theta} = R[-\mathbf{t}R' + \mathbf{n}(1 - \kappa R) \cos \theta + \mathbf{b}(1 - \kappa R) \sin \theta] \quad (\text{A.1})$$

since $\kappa R < 1$. Now (2.12) follows by orthonormality, see (2.9).

Volume element

To verify (2.11) we need to compute the Jacobian of the coordinate transformation:

$$\begin{aligned}
\frac{\partial(s, r, \theta)}{\partial(x, y, z)} &= \begin{vmatrix} \frac{\partial s}{\partial x} & \frac{\partial s}{\partial y} & \frac{\partial s}{\partial z} \\ \frac{\partial r}{\partial x} & \frac{\partial r}{\partial y} & \frac{\partial r}{\partial z} \\ \frac{\partial \theta}{\partial x} & \frac{\partial \theta}{\partial y} & \frac{\partial \theta}{\partial z} \end{vmatrix} \\
&= \begin{vmatrix} \Xi(\mathbf{t} \cdot \mathbf{i}) & \Xi(\mathbf{t} \cdot \mathbf{j}) & \Xi(\mathbf{t} \cdot \mathbf{k}) \\ [\cos \theta \mathbf{n} + \sin \theta \mathbf{b}] \cdot \mathbf{i} & [\cos \theta \mathbf{n} + \sin \theta \mathbf{b}] \cdot \mathbf{j} & [\cos \theta \mathbf{n} + \sin \theta \mathbf{b}] \cdot \mathbf{k} \\ [-\tau \Xi \mathbf{t} - \frac{\sin \theta}{r} \mathbf{n} + \frac{\cos \theta}{r} \mathbf{b}] \cdot \mathbf{i} & [-\tau \Xi \mathbf{t} - \frac{\sin \theta}{r} \mathbf{n} + \frac{\cos \theta}{r} \mathbf{b}] \cdot \mathbf{j} & [-\tau \Xi \mathbf{t} - \frac{\sin \theta}{r} \mathbf{n} + \frac{\cos \theta}{r} \mathbf{b}] \cdot \mathbf{k} \end{vmatrix} \\
&= \Xi \cos \theta \begin{vmatrix} \mathbf{t} \cdot \mathbf{i} & \mathbf{t} \cdot \mathbf{j} & \mathbf{t} \cdot \mathbf{k} \\ \mathbf{n} \cdot \mathbf{i} & \mathbf{n} \cdot \mathbf{j} & \mathbf{n} \cdot \mathbf{k} \\ [-\tau \Xi \mathbf{t} - \frac{\sin \theta}{r} \mathbf{n} + \frac{\cos \theta}{r} \mathbf{b}] \cdot \mathbf{i} & [-\tau \Xi \mathbf{t} - \frac{\sin \theta}{r} \mathbf{n} + \frac{\cos \theta}{r} \mathbf{b}] \cdot \mathbf{j} & [-\tau \Xi \mathbf{t} - \frac{\sin \theta}{r} \mathbf{n} + \frac{\cos \theta}{r} \mathbf{b}] \cdot \mathbf{k} \end{vmatrix} \\
&+ \Xi \sin \theta \begin{vmatrix} \mathbf{t} \cdot \mathbf{i} & \mathbf{t} \cdot \mathbf{j} & \mathbf{t} \cdot \mathbf{k} \\ \mathbf{b} \cdot \mathbf{i} & \mathbf{b} \cdot \mathbf{j} & \mathbf{b} \cdot \mathbf{k} \\ [-\tau \Xi \mathbf{t} - \frac{\sin \theta}{r} \mathbf{n} + \frac{\cos \theta}{r} \mathbf{b}] \cdot \mathbf{i} & [-\tau \Xi \mathbf{t} - \frac{\sin \theta}{r} \mathbf{n} + \frac{\cos \theta}{r} \mathbf{b}] \cdot \mathbf{j} & [-\tau \Xi \mathbf{t} - \frac{\sin \theta}{r} \mathbf{n} + \frac{\cos \theta}{r} \mathbf{b}] \cdot \mathbf{k} \end{vmatrix} \\
&= \frac{\Xi \cos^2 \theta}{r} \begin{vmatrix} \mathbf{t} \cdot \mathbf{i} & \mathbf{t} \cdot \mathbf{j} & \mathbf{t} \cdot \mathbf{k} \\ \mathbf{n} \cdot \mathbf{i} & \mathbf{n} \cdot \mathbf{j} & \mathbf{n} \cdot \mathbf{k} \\ \mathbf{b} \cdot \mathbf{i} & \mathbf{b} \cdot \mathbf{j} & \mathbf{b} \cdot \mathbf{k} \end{vmatrix} - \frac{\Xi \sin^2 \theta}{r} \begin{vmatrix} \mathbf{t} \cdot \mathbf{i} & \mathbf{t} \cdot \mathbf{j} & \mathbf{t} \cdot \mathbf{k} \\ \mathbf{b} \cdot \mathbf{i} & \mathbf{b} \cdot \mathbf{j} & \mathbf{b} \cdot \mathbf{k} \\ \mathbf{n} \cdot \mathbf{i} & \mathbf{n} \cdot \mathbf{j} & \mathbf{n} \cdot \mathbf{k} \end{vmatrix} = \frac{\Xi}{r} \begin{vmatrix} \mathbf{t} \cdot \mathbf{i} & \mathbf{t} \cdot \mathbf{j} & \mathbf{t} \cdot \mathbf{k} \\ \mathbf{n} \cdot \mathbf{i} & \mathbf{n} \cdot \mathbf{j} & \mathbf{n} \cdot \mathbf{k} \\ \mathbf{b} \cdot \mathbf{i} & \mathbf{b} \cdot \mathbf{j} & \mathbf{b} \cdot \mathbf{k} \end{vmatrix}.
\end{aligned}$$

We write the basis change as $x\mathbf{i} + y\mathbf{j} + z\mathbf{k} = \alpha\mathbf{t} + \beta\mathbf{n} + \gamma\mathbf{b}$, and thus we see that

$$\begin{bmatrix} \alpha \\ \beta \\ \gamma \end{bmatrix} = A \begin{bmatrix} x \\ y \\ z \end{bmatrix} \quad \text{where } A := \begin{bmatrix} \mathbf{t} \cdot \mathbf{i} & \mathbf{t} \cdot \mathbf{j} & \mathbf{t} \cdot \mathbf{k} \\ \mathbf{n} \cdot \mathbf{i} & \mathbf{n} \cdot \mathbf{j} & \mathbf{n} \cdot \mathbf{k} \\ \mathbf{b} \cdot \mathbf{i} & \mathbf{b} \cdot \mathbf{j} & \mathbf{b} \cdot \mathbf{k} \end{bmatrix}.$$

Because both the bases $\{\mathbf{i}, \mathbf{j}, \mathbf{k}\}$ and $\{\mathbf{t}, \mathbf{n}, \mathbf{b}\}$ are orthogonal, the basis change matrix A is unitary. Hence its determinant is of absolute value 1, and $\left| \frac{\partial(s, r, \theta)}{\partial(x, y, z)} \right| = \frac{\Xi}{r}$. From this we conclude that (2.11) holds.

Gradient and normal derivative on Γ

We have

$$\nabla = \mathbf{i} \frac{\partial}{\partial x} + \mathbf{j} \frac{\partial}{\partial y} + \mathbf{k} \frac{\partial}{\partial z}.$$

Suppose that $\phi = \phi(s, r, \theta)$ where s , r , and θ are functions of x, y , and z . We have by the chain rule $\frac{\partial}{\partial x} = \frac{\partial s}{\partial x} \frac{\partial}{\partial s} + \frac{\partial r}{\partial x} \frac{\partial}{\partial r} + \frac{\partial \theta}{\partial x} \frac{\partial}{\partial \theta}$, and hence we need to compute $\frac{\partial s}{\partial x}$, $\frac{\partial r}{\partial x}$, and $\frac{\partial \theta}{\partial x}$. By differentiating (2.6) with respect to x , we get

by using (2.5)

$$\begin{aligned} \mathbf{i} &= (1 - r\kappa \cos \theta) \frac{\partial s}{\partial x} \mathbf{t}(s) \\ &\quad \left(-r\tau \sin \theta \frac{\partial s}{\partial x} + \cos \theta \frac{\partial r}{\partial x} - r \sin \theta \frac{\partial \theta}{\partial x} \right) \mathbf{n}(s) \\ &\quad + \left(r\tau \cos \theta \frac{\partial s}{\partial x} + \sin \theta \frac{\partial r}{\partial x} + r \cos \theta \frac{\partial \theta}{\partial x} \right) \mathbf{b}(s). \end{aligned}$$

Because $\mathbf{t}(s)$, $\mathbf{n}(s)$, and $\mathbf{b}(s)$ are orthonormal, we get

$$\begin{bmatrix} 1 - r\kappa \cos \theta & 0 & 0 \\ -r\tau \sin \theta & \cos \theta & -\sin \theta \\ r\tau \cos \theta & \sin \theta & \cos \theta \end{bmatrix} \begin{bmatrix} \frac{\partial s}{\partial x} \\ \frac{\partial r}{\partial x} \\ r \frac{\partial \theta}{\partial x} \end{bmatrix} = \begin{bmatrix} \mathbf{t}(s) \\ \mathbf{n}(s) \\ \mathbf{b}(s) \end{bmatrix} \cdot \mathbf{i}.$$

By the topmost row, $\frac{\partial s}{\partial x} = \frac{\mathbf{t}(s)}{1 - r\kappa \cos \theta} \cdot \mathbf{i}$, and using this gives

$$\begin{bmatrix} \frac{\partial r}{\partial x} \\ r \frac{\partial \theta}{\partial x} \end{bmatrix} = \begin{bmatrix} \cos \theta & \sin \theta \\ -\sin \theta & \cos \theta \end{bmatrix} \begin{bmatrix} \mathbf{n}(s) + \frac{r\tau \sin \theta}{1 - r\kappa \cos \theta} \mathbf{t}(s) \\ \mathbf{b}(s) - \frac{r\tau \cos \theta}{1 - r\kappa \cos \theta} \mathbf{t}(s) \end{bmatrix} \cdot \mathbf{i}$$

or

$$\begin{cases} \frac{\partial s}{\partial x} &= \frac{\mathbf{t}(s)}{1 - r\kappa \cos \theta} \cdot \mathbf{i} \\ \frac{\partial r}{\partial x} &= [\cos \theta \mathbf{n}(s) + \sin \theta \mathbf{b}(s)] \cdot \mathbf{i} \\ \frac{\partial \theta}{\partial x} &= \left[-\frac{\tau}{1 - r\kappa \cos \theta} \mathbf{t}(s) - \frac{\sin \theta}{r} \mathbf{n}(s) + \frac{\cos \theta}{r} \mathbf{b}(s) \right] \cdot \mathbf{i} \end{cases}$$

We now conclude that $\frac{\partial \phi}{\partial x} = F \cdot \mathbf{i}$ where

$$\begin{aligned} F(s, r, \theta) &:= \mathbf{t}(s) \left(\frac{\frac{\partial \phi}{\partial s} - \tau \frac{\partial \phi}{\partial \theta}}{1 - r\kappa \cos \theta} \right) \\ &\quad + \mathbf{n}(s) \left(\cos \theta \frac{\partial \phi}{\partial r} - \frac{\sin \theta}{r} \frac{\partial \phi}{\partial \theta} \right) + \mathbf{b}(s) \left(\sin \theta \frac{\partial \phi}{\partial r} + \frac{\cos \theta}{r} \frac{\partial \phi}{\partial \theta} \right). \end{aligned}$$

A similar argument shows that also $\frac{\partial \phi}{\partial y} = F \cdot \mathbf{j}$ and $\frac{\partial \phi}{\partial z} = F \cdot \mathbf{k}$ hold, and hence $\nabla \phi = F$. The formulas (2.13) and (2.14) can be read from this.

It remains to compute the normal derivative $\frac{\partial}{\partial \nu}$ on the tube wall Γ . By (A.1), (2.12), and (2.13) we get

$$\begin{aligned} \nu \cdot \nabla &= \frac{R}{W} (-\mathbf{t}R' + (1 - \kappa R)(\mathbf{n} \cos \theta + \mathbf{b} \sin \theta)) \cdot (\mathbf{t}D_1 + \mathbf{n}D_2 + \mathbf{b}D_3) \\ &= \frac{R}{W} \left(-R'\Xi \left(\frac{\partial}{\partial s} - \tau \frac{\partial}{\partial \theta} \right) + (1 - \kappa R) \frac{\partial}{\partial r} \right), \end{aligned}$$

as desired.